

Scripting Worksheet

Name: Water incident Page #: 1

PANEL DESCRIPTION: **PANEL 1**
A non crewed patrol arrives to a factory.
In first plane, we can see the patrol.
In second plane, we see a Full shot of the factory
SFX:
DIALOGUE:
With a robotic voice, the patrol informs:
PNT arriving to the zone

PANEL DESCRIPTION: **PANEL 2**
The patrol is inside the factory and beggin a search for the intruders.
SFX:
DIALOGUE:
The patrol informs:
Looking for intruders

PANEL DESCRIPTION: **PANEL 3**
The patrol approximates to the cargo building and see the door open.
SFX:
DIALOGUE:

PANEL DESCRIPTION: **PANEL 4**
The patrol see a fortkliff hanging of the ceiling working normally
SFX: Metal boxes crashing.
Poom - - - poom
DIALOGUE:

Scripting Worksheet

Name: Water incident Page #: 2

PANEL DESCRIPTION: **PANEL 1**
The patrol turns
around to search for
strangers. The Fortkliff
makes a pause

SFX: _____

DIALOGUE: _____

PANEL DESCRIPTION: **PANEL 2**
The Fortkliff
attacks to the patrol.

SFX: Fortkliff's alarm

DIALOGUE: _____

PANEL DESCRIPTION: **PANEL 3**
The patrol twirls
and see the attack coming.

SFX: Fortkliff's alarm

DIALOGUE: The patrol informs
the situation.

PNT under attack

PANEL DESCRIPTION: **PANEL 4**
The patrol avoid the
attack and see a closed
door, goes to the door to
scape breaking it.

SFX: Boxes falling down
Poom ... poom.

DIALOGUE: _____

Scripting Worksheet

Name: Water incident

Page #: 3

PANEL DESCRIPTION:

PANEL 1

Outside the cargo area, the patrol get break the door but has some damages. The patrol skids by the speed without control.

SFX: Door breacking: crash
Patrol skids

DIALOGUE:

PANEL DESCRIPTION:

PANEL 2

The patrol see at the distance an old truck scapping. The patrol keeps immobile for a moment.

SFX: Truck engine at the distance. Brooom

DIALOGUE:

PANEL DESCRIPTION:

PANEL 3

The patrol is recovered and chassing the truck.

SFX:

DIALOGUE: The patrol reports situation:

Initiating persecution

PANEL DESCRIPTION:

PANEL 4

The patrol arrives to a poor neighborhood and see the truck turned around and a lot of persons stealing the water. Warns the people of shots if they don't leave the water. The persons keep steddling.

SFX:

DIALOGUE:

Patrol: Stop stil water or I wil shot, repeat, stop stil water or I wil shot.

Scripting Worksheet

Name: Water incident Page #: 4

PANEL DESCRIPTION: **PANEL 1**
The patrol makes
an analysis of the
people before shoot.
A biometric analysis.

SFX: _____

DIALOGUE: _____

PANEL DESCRIPTION: **PANEL 2**
The patrol realizes
that people are extremely
dehydrated and need to
drink water.
We can see an infrared
image with the persons and
a message with the word:
dehydrated

SFX: _____

DIALOGUE: _____

PANEL DESCRIPTION: **PANEL 3**
The patrol decided
to turn around and let
people steal the water.

SFX: _____

DIALOGUE: Patrol informs.
Impossible to shoot,
humans needs water to
survive.

Human voice: i Shoot
immediately! repeat, Shoot
immediately!

PANEL DESCRIPTION: **PANEL 4**
The patrol leaves the place.

SFX: _____

DIALOGUE: Patrol: human
needs water to survive.

Human voice:
Get back to reprogrammed

The water incident's comic script



by Gabriel García Hernández

June 20, 2016 User Id: 12295358

like Flag this submission

PROMPT

Upload your scanned comic script worksheets. If you did not use the worksheet skip this prompt.

If you are going to use the comic book script tutorial and worksheets follow these directions:

1. Read the [tutorial](#)
2. Print out 4 copies of the [worksheet](#)
3. Fill them out
4. Scan the worksheets and make them into a .pdf ([Here are some instructions on how to do that if you don't know how.](#))
5. Submit the finished pages, in one .pdf ([merge them](#)), here for peer review.

The water incident

[The water incident](#)

The story of a machine who decides between human's life and the economic interes.

RUBRIC

Comic script provides a linear order of information to the reader

- ☒ **1 point**
Yes
- ☐ 0 points
No



Comic script is easy to read

- ☒ **1 point**
Yes
- ☐ 0 points
No



Comic clearly delineates visual and word elements:

- ☒ **1 point**
Yes
- ☐ 0 points
No



Story is easy to understand

- ☐ 1 point
Yes
- ☒ **0 points**
No



Story provides closure (*i.e. does not end on any kind of "to be continued" plot line that requires additional pages in order to be complete. The [comic script in the model](#) provides an acceptable minimum of closure for this assignment.*)

- ☐ 1 point
Yes
- ☒ **0 points**
No



Please provide kind, specific, and helpful feedback for the creator. Remember that this is an early attempt to create and that your feedback is pivotal in the process of this learner refining their work. If you graded the learner a "no" on any of the answers above, use this space to indicate why and if their are any suggestions you have for improvement for their next draft.



Michael Reynoso

Love your comic script Gabriel. What I like about this script is that it shows lessons and what people need. Great work!



Darah Odelson

Your comic script clearly explained each sequence and had good explanations of what was happening and the sound effects. However, there's not enough of an introduction to the machine. It's not entirely clear who the main character is or what it is doing. How do we know what the machine is thinking/feeling?

PROMPT

If you decide not to use the worksheets:

1. Reference the [second page of the model](#)
2. write your script in a similar format within [Google Docs](#), or some other service that will allow you to back up your work and keep track of revisions ([Read about google docs "Revision History" tool.](#))
3. [Copy and paste](#) your script from your word editor to the text entry window below and submit to peer review here.

[The water incident](#)

The story of a machine who decides between human's life and the economic interes.

RUBRIC

Comic script provides a linear order of information to the reader

- ☒ **1 point**
Yes
- ☐ 0 points
No



Comic script is easy to read

- ☒ **1 point**
Yes
- ☐ 0 points
No



Comic clearly delineates visual and word elements

- ☒ **1 point**
Yes
- ☐ 0 points
No



Story is easy to understand

- ☐ 1 point
Yes
- ☒ **0 points**
No



Story provides closure (*i.e. does not end on any kind of "to be continued" plot line that requires additional pages in order to be complete. The [comic script in the model](#) provides an acceptable minimum of closure for this assignment.*)

- ☐ 1 point
Yes
- ☒ **0 points**
No



Please provide kind, specific, and helpful feedback for the creator. Remember that this is an early attempt to create and that your feedback is pivotal in the process of this learner refining their work. If you graded the learner a "no" on any of the answers above, use this space to indicate why and if their are any suggestions you have for improvement for their next draft.



Michael Reynoso

Great work Gabriel!



Darah Odelson

Your comic script clearly explained each sequence and had good explanations of what was happening and the sound effects. However, there's not enough of an introduction to the machine. It's not entirely clear who the main character is or what it is doing. How do we know what the machine is thinking/feeling?

page1:

panel1:

narration:The body of soul is going to take an exam in a week.

anxiety :Hey soul ! There is so much to read!! the body should start reading!!

Panel2:

Soul is in between anxiety and boredom and listening to them

Boredom: Don't listen to her soul!The books are too boring to read!

Soul : um...(confused)

Panel 3:

anxiety : boredom!!stop misleading soul !

panel4 :

curiosity :Even I agree with boredom ! just prompt the body to watch the tv show that is left in between last week!

Anxiety:no! soul!

Soul:ok! I will prompt the body to watch the tv show...

page 2:

narration:day before exam

panel1:

anxiety : Soul !! half of the syllabus is still left! The brain don't even remember what the body read till now!

Panel2:

fear :the body is going to fail! the body is going to fail! the body is going to fail!.....(teasing soul)

panel3:

confidence : soul! You can do it!don't listen to fear!

Panel4:

Soul:no! I don't think so! i should tell the body immediately.....(closes her eyes and conveys the message)

page 3:

narration:day of exam

before exam:

panel1:

panic : soul!! there is only 10 min left for the exam!! the brain of body forgot some important topics!

Panel2:

fear :See!the body is going to fail! the body is going to fail! the body is going to fail!.....

soul: !!

panel3:

anxiety :soul !there is missfunction in brain of body due to the words of fear and panic and we have to do something about it or else it will affect the exam!

Soul: OH! I will call confidence!!(trin trin trin).....

soul :hello!! Help me please!

Panel4:

Confidence: soul! Just calm down ok !the brain knows everything!dont listen to panic and fear!ok!the body can do it!

Soul: ok!(calms down and closes the eyes to convey the message)

page 4:

panel 1:

soul closes the eyes and conveys the message

narration:The body of soul starts writing the exam.

Panel 2:

soul :confidence! Your words helped body a lot and the body is doing well with her exam.

Happiness: yes!And the brain knows all the questions in the paper too.

after the exam

panel3:

worry :soul the body answered a question wrong and it may affect the grade!


Soul: !!

Panel4:

happiness : hey ! hey ! soul ! don't to listen to worry ! just forget about the exam! Its holiday time!!

Soul:yes!! Yay!!!!

Soul and friends- the exam script

 by Sri Vennela Vaishnapu
June 5, 2016 User Id: 15127622

 like  Flag this submission

PROMPT

Upload your scanned comic script worksheets. If you did not use the worksheet skip this prompt.

If you are going to use the comic book script tutorial and worksheets follow these directions:

1. Read the [tutorial](#)
2. Print out 4 copies of the [worksheet](#)
3. Fill them out
4. Scan the worksheets and make them into a .pdf ([Here are some instructions on how to do that if you don't know how.](#))
5. Submit the finished pages, in one .pdf ([merge them](#)), here for peer review.

RUBRIC

Comic script provides a linear order of information to the reader

- ☒ **1 point**
Yes
- ☐ 0 points
No



Comic script is easy to read

- ☒ **1 point**
Yes
- ☐ 0 points
No



Comic clearly delineates visual and word elements:

- ☒ **1 point**
Yes
- ☐ 0 points
No



Story is easy to understand

- ☒ **1 point**
Yes
- ☐ 0 points
No





Story provides closure (*i.e. does not end on any kind of "to be continued" plot line that requires additional pages in order to be complete. The [comic script in the model](#) provides an acceptable minimum of closure for this assignment.*)


- ☒ **1 point**
Yes
- ☐ 0 points
No



Please provide kind, specific, and helpful feedback for the creator. Remember that this is an early attempt to create and that your feedback is pivotal in the process of this learner refining their work. If you graded the learner a "no" on any of the answers above, use this space to indicate why and if there are any suggestions you have for improvement for their next draft.

 **Marc Russo**
See below

 **José Méndez**
Hello, i think this is a good idea. But the story is not ending with clarity. But is just my opinion. Hope to see your story in drawings.

 **Kenneth Zambrano**
Your idea is very interesting. I only gave you a "no" on the visual/written elements because I think that you could make a better description of the visuals. Most of the script are dialogues. I mean, where are they? Are they inside the head? What do they look like? If, for example, your character is a man, you just have to write "a man" and everybody would know what a man looks like, but "fear" or "anxiety" or "happiness" or any emotion for that matter, what do they look like? I am sure that you have a very good idea in your head, but imagine that you are only writing the script and another person is drawing it. I think they would need to know a little more to be able to do it. I would really like to see how you turn this into drawings.

PROMPT

If you decide not to use the worksheets:

1. Reference the [second page of the model](#)
2. write your script in a similar format within [Google Docs](#), or some other service that will allow you to back up your work and keep track of revisions ([Read about google docs "Revision History" tool.](#))
3. [Copy and paste](#) your script from your word editor to the text entry window below and submit to peer review here.

[Soul and friends-The exam](#)

RUBRIC

Comic script provides a linear order of information to the reader

- ☒ **1 point**
Yes
- ☐ 0 points
No



Comic script is easy to read

- ☒ **1 point**
Yes
- ☐ 0 points
No



Comic clearly delineates visual and word elements

- ☒ **1 point**
Yes
- ☐ 0 points
No



Story is easy to understand

- ☒ **1 point**
Yes
- ☐ 0 points
No





Story provides closure (*i.e. does not end on any kind of "to be continued" plot line that requires additional pages in order to be complete. The [comic script in the model](#) provides an acceptable minimum of closure for this assignment.*)


- ☒ **1 point**
Yes
- ☐ 0 points
No



Please provide kind, specific, and helpful feedback for the creator. Remember that this is an early attempt to create and that your feedback is pivotal in the process of this learner refining their work. If you graded the learner a "no" on any of the answers above, use this space to indicate why and if there are any suggestions you have for improvement for their next draft.

 **Marc Russo**
Great work. This story is really shaping up well. My only real comment is maybe the body should have a name. Maybe it is a girls name. Or girls name body (*i.e. Gwen's body*).

 **José Méndez**
Same as above.

 **Kenneth Zambrano**
Your idea is very interesting. I only gave you a "no" on the visual/written elements because I think that you could make a better description of the visuals. Most of the script are dialogues. I mean, where are they? Are they inside the head? What do they look like? If, for example, your character is a man, you just have to write "a man" and everybody would know what a man looks like, but "fear" or "anxiety" or "happiness" or any emotion for that matter, what do they look like? I am sure that you have a very good idea in your head, but imagine that you are only writing the script and another person is drawing it. I think they would need to know a little more to be able to do it. I would really like to see how you turn this into drawings.

First Panel:

- Deer is drinking from a pond. There are pine trees behind it, surrounding the clearing it's in.

Second Panel:

- Deer looks up, its clearly been startled by something.

Third Panel:

- A shot of a person's feet walking by. Theres small rocks around on the ground

Fourth:

- Two characters, Ray and Elliot, are in the panel, Ray is looking down at Elliot as they're walking, and Elliot is facing forward.
- Ray: "You think we're getting close?"

Fifth:

- Elliot turns away, crossing their arms.
- Elliot: "Nah, I don't."

Sixth:

- Ray rolls her eyes and makes a face.
- Ray: "Oh yeah? You got an ETA pathfinder?"

Seventh:

- The panel is a shot of the tops of the pine trees in the forest, above them is a starry night sky.
- Elliot: "I'll be able to tell when we're close, just trust me."
- Ray: "Alright, Magellan."

Eighth:

- The panel shows a close up, showing them from the bridge of the nose to down around their neck, focusing on the facial expressions they're making. Ray is looking over to Elliot, as if trying to figure out what they're thinking. Elliot is looking straight ahead, very focused.

Ninth:

- Ray is stretching with her hands behind her head, and arms up. She's smiling a little bit wistfully. Elliot is looking over mildly interested.
- Ray: "So like, what do you think it'll be like when we find it...? Think it'll smell?"

Tenth:

- Elliot touches their face, like reflecting over an old friend, Ray looks on in interest with a small smile.
- Elliot: "...incredible. Like nothing anyone's ever seen before. Give people hope they didn't know they had or wanted. ...And no. I don't think it will smell."

Eleventh:

- Elliot has turned to Ray, giving her their full attention, Ray is looking over at Elliot, and she's giving them a small smile.
- Elliot: "What about you? What do you think it'll be like?"
- Ray: "Oh sick as hell, no doubt."

Twelfth:

- Ray is holding their arms close to them, and is sort of hunched over, as if shy and embarrassed or maybe even ashamed.
- Ray: "When I was a kid... I would always look up at the night sky. Wanting something more. You know I never came from a good house. I just wanted to believe in something bigger than just me you know? I just wanted something to believe in. Something m-"

Thirteenth:

- Elliot grabs rays arm harshly, she looks stunned and confused.
- Elliot: "SH!"

Fourteenth:







- Elliot leans in close, with an anxious face, maybe even anticipation. Ray looks disgruntled and a little fearful.
- Ray: "What the hell man?"
- Elliot: "It's close."
- Elliot: "Really close."







Fifteenth:

- Elliot points up, looking off beyond the panel. Their face doesn't portray any emotion.
- Elliot: "Look."

Sixteenth:

- A wide view of the scene is shown. The two explorers are looking up, and the view is behind them so we just see the backs of their heads staring up. In front of them are pine trees and great rocks, and between these rocks, a UFO is nestled emitting a soft glow.

<div>PROMPT</div> <div>Upload your scanned comic script worksheets. If you did not use the worksheet skip this prompt.</div> <div>If you are going to use the comic book script tutorial and worksheets follow these directions:</div> <div><div>1. Read the tutorial</div><div>2. Print out 4 copies of the worksheet</div><div>3. Fill them out</div><div>4. Scan the worksheets and make them into a .pdf (Here are some instructions on how to do that if you don't know how.)</div><div>5. Submit the finished pages, in one .pdf (merge them), here for peer review.</div></div>	<div>RUBRIC</div> <div>Comic script provides a linear order of information to the reader</div> <div><div><div><input checked="" type="radio"/></div><div>1 point Yes</div><div></div></div><div><div><input type="radio"/></div><div>0 points No</div><div></div></div></div> <div>Comic script is easy to read</div> <div><div><div><input checked="" type="radio"/></div><div>1 point Yes</div><div></div></div><div><div><input type="radio"/></div><div>0 points No</div><div></div></div></div> <div>Comic clearly delineates visual and word elements:</div> <div><div><div><input checked="" type="radio"/></div><div>1 point Yes</div><div></div></div><div><div><input type="radio"/></div><div>0 points No</div><div></div></div></div> <div>Story is easy to understand</div> <div><div><div><input checked="" type="radio"/></div><div>1 point Yes</div><div></div></div><div><div><input type="radio"/></div><div>0 points No</div><div></div></div></div> <div>Story provides closure (<i>i.e. does not end on any kind of "to be continued" plot line that requires additional pages in order to be complete. The comic script in the model provides an acceptable minimum of closure for this assignment.</i>)</div> <div><div><div><input type="radio"/></div><div>1 point Yes</div><div></div></div><div><div><input checked="" type="radio"/></div><div>0 points No</div><div></div></div></div> <div>Please provide kind, specific, and helpful feedback for the creator. Remember that this is an early attempt to create and that your feedback is pivotal in the process of this learner refining their work. If you graded the learner a "no" on any of the answers above, use this space to indicate why and if their are any suggestions you have for improvement for their next draft.</div> <div><div><div></div><div>John Allen Sorry, I was not sure about the "0" because the story, for that instant, had finished but a whole new story about to unravel I really liked it though</div></div></div>
--	--

<div>PROMPT</div> <div>If you decide not to use the worksheets:</div> <div><div>1. Reference the second page of the model</div><div>2. write your script in a similar format within Google Docs, or some other service that will allow you to back up your work and keep track of revisions (Read about google docs "Revision History" tool.)</div><div>3. Copy and paste your script from your word editor to the text entry window below and submit to peer review here.</div></div> <div>🔗 Woods I'm focusing on the dynamic between two characters, and their search for something, rather than focusing on the thing they are searching for.</div>	<div>RUBRIC</div> <div>Comic script provides a linear order of information to the reader</div> <div><div><div><input checked="" type="radio"/></div><div>1 point Yes</div><div></div></div><div><div><input type="radio"/></div><div>0 points No</div><div></div></div></div> <div>Comic script is easy to read</div> <div><div><div><input checked="" type="radio"/></div><div>1 point Yes</div><div></div></div><div><div><input type="radio"/></div><div>0 points No</div><div></div></div></div> <div>Comic clearly delineates visual and word elements</div> <div><div><div><input checked="" type="radio"/></div><div>1 point Yes</div><div></div></div><div><div><input type="radio"/></div><div>0 points No</div><div></div></div></div> <div>Story is easy to understand</div> <div><div><div><input checked="" type="radio"/></div><div>1 point Yes</div><div></div></div><div><div><input type="radio"/></div><div>0 points No</div><div></div></div></div> <div>Story provides closure (<i>i.e. does not end on any kind of "to be continued" plot line that requires additional pages in order to be complete. The comic script in the model provides an acceptable minimum of closure for this assignment.</i>)</div> <div><div><div><input type="radio"/></div><div>1 point Yes</div><div></div></div><div><div><input checked="" type="radio"/></div><div>0 points No</div><div></div></div></div> <div>Please provide kind, specific, and helpful feedback for the creator. Remember that this is an early attempt to create and that your feedback is pivotal in the process of this learner refining their work. If you graded the learner a "no" on any of the answers above, use this space to indicate why and if their are any suggestions you have for improvement for their next draft.</div> <div><div><div></div><div>John Allen Sorry i was not sure about the "0" because the story, for that instant, had finished but a whole new story about to unravel I really liked it though</div></div></div>
---	---