

# Pencils, Letters & Inks Worksheet Worksheet



Name: Pedro Miguel Figueira Soares  
Page #: 1 of 4





# Pencils, Letters & Inks Worksheet Worksheet

Name: Pedro Miguel Figueira Soares  
Page #: 2 of 4





# Pencils, Letters & Inks Worksheet Worksheet

Name: PEDRO MIGUEL FIGUEROA SOARES  
Page #: 3 of 4





# Pencils, Letters & Inks Worksheet Worksheet


Name: Pedro Miguel Faveina Soares

Page #: 4 of 4






# MAC; The Crime Fighter Guy

 by Pedro Miguel Figueira Soares  
November 12, 2016   User Id: 21965656

 like    Flag this submission

## PROMPT

Upload your final inks here:

**MAC**  
 [MAC](#)  
The Crime Fighter Guy

## RUBRIC

Inked letters are clear

- ☒ **1 point**  
**Yes**
- ☐ 0 points  
No



Inked art is easy to read

- ☒ **1 point**  
**Yes**
- ☐ 0 points  
No



Inked art has varying line weights

- ☒ **1 point**  
**Yes**
- ☐ 0 points  
No



All inks are completed with attention (*at least they appear to be*)

- ☒ **1 point**  
**Yes**
- ☐ 0 points  
No



All inks (art and letters) are complete and ready for print

- ☒ **1 point**  
**Yes**
- ☐ 0 points  
No



Please provide kind, specific, and helpful feedback for the creator. Remember that this is an early attempt to create and that your feedback is pivotal in the process of this learner refining their work. If you graded the learner a "no" on any of the answers above, use this space to indicate why and if their are any suggestions you have for improvement for their next draft.



**Sarah-Jane Moldenhauer**

The inked, completed comic, is looking really good. It was easy to read and easy to understand + well drawn. Good luck :)



**Eli Cepeda**

The Shadow is crazy after all.

## Comments

Comments left for the learner are visible only to that learner and the person who left the comment.



share your thoughts...



# Pencils, Letters & Inks Worksheet Worksheet


Name: THE NEXT TREND  
Page #: 1 of 4





# Pencils, Letters & Inks Worksheet Worksheet


Name: THE NEXT TREND  
Page #: 2 of 4





# Pencils, Letters & Inks Worksheet Worksheet

Name: THE NEXT TREND  
Page #: 3 of 4





# Pencils, Letters & Inks Worksheet Worksheet

Name: THE NEXT TREND

Page #: 4 of 4





# The Next Trend - Inking



by Jonathan Daza

April 3, 2016   User Id: 10125813

[♥ like](#) [🚩 Flag this submission](#)

## PROMPT

Upload your final inks here:

**The Next Trend**  
[🔗 The Next Trend](#)  
Inking

## RUBRIC


Inked letters are clear

- ☒ **1 point**  
**Yes**
- ☐ 0 points  
No



Inked art is easy to read

- ☒ **1 point**  
**Yes**
- ☐ 0 points  
No



Inked art has varying line weights

- ☒ **1 point**  
**Yes**
- ☐ 0 points  
No



All inks are completed with attention *(at least they appear to be)*

- ☒ **1 point**  
**Yes**
- ☐ 0 points  
No



All inks (art and letters) are complete and ready for print

- ☒ **1 point**  
**Yes**
- ☐ 0 points  
No



Please provide kind, specific, and helpful feedback for the creator. Remember that this is an early attempt to create and that your feedback is pivotal in the process of this learner refining their work. If you graded the learner a "no" on any of the answers above, use this space to indicate why and if there are any suggestions you have for improvement for their next draft.



**Thomas Fletcher**

Your pages are very clear after inking. This story is told wonderfully. I really dig the monster theme.



**Michelle Johnson**

Very nice lines and hatching! The text was very easy to read, and it was easy to go from one panel to another! Overall, very cute story! Nice work!



**Myrto Gkiouli**

I remember your story; I think I reviewed the script, if I am not mistaken. Looks awesome, loved it!

## Comments

Comments left for the learner are visible only to that learner and the person who left the comment.



share your thoughts...





# Pencils, Letters & Inks Worksheet Worksheet

Name: STORY OF MY LIFE

Page #: 1 of 4







# Pencils, Letters & Inks Worksheet Worksheet

Name: STORY OF MY LIFE

Page #: 2 of 4







# Pencils, Letters & Inks Worksheet Worksheet

Name: STORY OF MY LIFE

Page #: 3 of 4





# Pencils, Letters & Inks Worksheet Worksheet

Name: STORY OF MY LIFE  
Page #: 4 of 4





# Story of my Life - INKS



by Myrto Gkiouli  
April 3, 2016   User Id: 6048791

like   Flag this submission

## PROMPT

Upload your final inks here:

### Story of my Life - INKS

[Story of my Life - INKS](#)

Hope you like it; really tried with the art, but, honestly, I am a lot better at writing! :-)

## RUBRIC

Inked letters are clear

- ☒ **1 point**  
Yes
- ☐ 0 points  
No



Inked art is easy to read

- ☒ **1 point**  
Yes
- ☐ 0 points  
No



Inked art has varying line weights

- ☒ **1 point**  
Yes
- ☐ 0 points  
No



All inks are completed with attention *(at least they appear to be)*

- ☒ **1 point**  
Yes
- ☐ 0 points  
No



All inks (art and letters) are complete and ready for print

- ☒ **1 point**  
Yes
- ☐ 0 points  
No



Please provide kind, specific, and helpful feedback for the creator. Remember that this is an early attempt to create and that your feedback is pivotal in the process of this learner refining their work. If you graded the learner a "no" on any of the answers above, use this space to indicate why and if there are any suggestions you have for improvement for their next draft.



### Wayne Chan

Good inking job. The narrative is still a little bit vague. Not sure if I got everything after reading it twice. May be that is how a life story should be. :-)



### Ivanova Yulia

Good story. I think the pictures need a little more work.



### Ren

This is a sweet story - I like it :) I just marked you down for one category because I don't think you quite got the different line weights in your art. Maybe using a different kind of pen would help? The background in the fourth panel on the first page looks good, maybe if you make any changes to the art you could add in a few more backgrounds? Good luck!

## Comments

Comments left for the learner are visible only to that learner and the person who left the comment.




share your thoughts...





I'M TRYING  
MOMMMY.



IT'S OK.  
I LOVE YOU.





MOM!  
I NEED  
YOU!






HERE I AM  
HONEY.

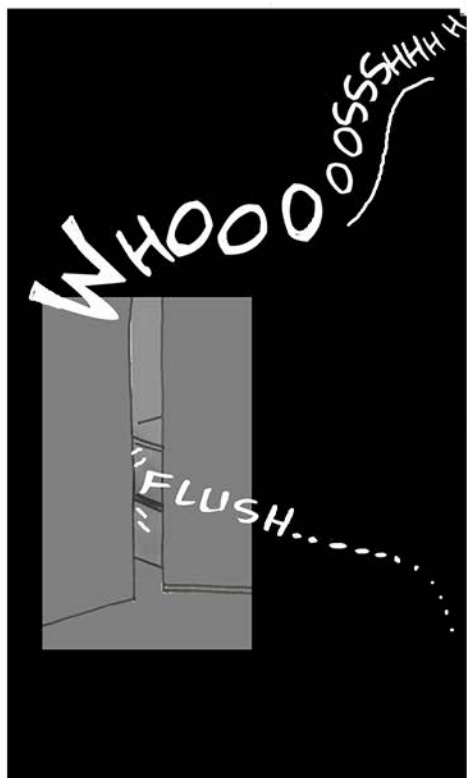














# Bathroom 101



by julia stagg

April 5, 2016   User Id: 3845431

like   Flag this submission

## PROMPT

Upload your final inks here:

**Bathroom 101**  
[Bathroom 101](#)

## RUBRIC


Inked letters are clear

- ☒ **1 point**  
Yes
- ☐ 0 points  
No



Inked art is easy to read

- ☒ **1 point**  
Yes
- ☐ 0 points  
No



Inked art has varying line weights

- ☒ **1 point**  
Yes
- ☐ 0 points  
No




All inks are completed with attention (*at least they appear to be*)

- ☒ **1 point**  
Yes
- ☐ 0 points  
No



All inks (art and letters) are complete and ready for print

- ☒ **1 point**  
Yes
- ☐ 0 points  
No



Please provide kind, specific, and helpful feedback for the creator. Remember that this is an early attempt to create and that your feedback is pivotal in the process of this learner refining their work. If you graded the learner a "no" on any of the answers above, use this space to indicate why and if there are any suggestions you have for improvement for their next draft.



**Karen Garvin**

The mostly black panel with the bathroom door is an effective use of color.



**Penny**

Hey Julia, good to see this version. The story is easy to follow and the lettering is super clear. Its doesn't look hand-drawn though, it looks quite computer aided...not that there's anything wrong with that! Good luck with final week x



**Andrius Kudirka**

Very cute comic on the trials of potty training! The only criticism is that it looks like you did everything digitally (which looks nice), but maybe you missed out on the chance to draw some of this stuff. Good luck.

## Comments

Comments left for the learner are visible only to that learner and the person who left the comment.



share your thoughts...